



Russell County, Virginia
Building Department
137 Highland Drive
Lebanon, VA 24266
Phone: 276-889-8012
build@russellcountyva.us

Electrical Permit Application for Solar Photovoltaic (PV) Systems

Instructions:

1) Permit Application Paperwork:

- a) Complete the Building Permit Application form. For the *Type of Work* field, select either Residential or Commercial Electrical Services. In the *Description of Work* field, indicate that you are installing a solar photovoltaic (PV) system and where it will be installed (roof-mounted or ground-mounted).
- b) If you are installing a roof-mounted PV system, complete the Roof Mounted Solar Panels Structural Plan Form.
- c) Obtain 2 paper copies each of the line diagram of the installed system and the manual from the solar panel manufacturer.

2) Permit Fees: Review the Building Official Fee Schedule to find the permit fees.

- a) Go to the residential or commercial electrical permit fee.
- b) Calculate the required electrical permit fee.

3) Permit Application Submission: Submit both your paperwork and payment in person at Building Official's Office. Call 276-889-8012 with questions about office location and hours.

4) Permit Review: Building Official will review the permit application and notify you of your permit status within one week. After the permit is approved, installation of the project can begin.

5) Inspection: After the project is installed, contact the Building Official to schedule an inspection.

SOLAR ENERGY SYSTEMS ROOF MOUNTED SOLAR PANELS STRUCTURAL PLAN

Figure - ROOF STRUCTURE DETAIL

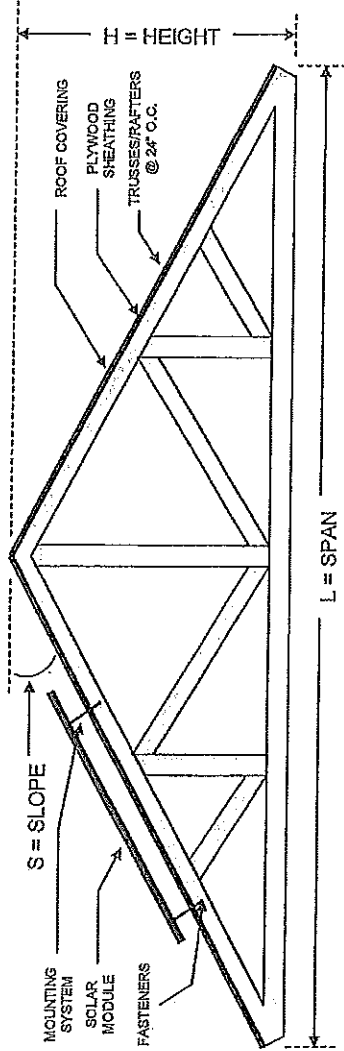


Figure - ATTACHMENT LOCATION

Dead weight per attachment point shall not exceed 45 lbs.
The distributed weight of the modules shall not exceed 5 psf.

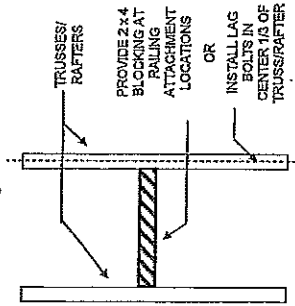
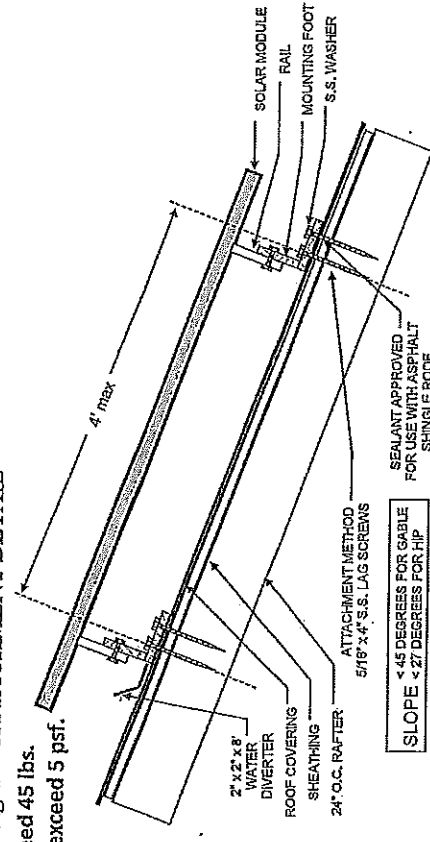


Figure - ATTACHMENT DETAIL



ROOF SYSTEM INFORMATION

- Roof construction: Rafters Trusses Other
- Describe site built rafter or truss system.
 - Rafter Size _____ x _____ inches
 - Rafter Spacing _____ inches
 - Maximum unsupported span _____ feet _____ inches
 - Are the rafters over-spaced? (Use the IRC span tables)

ROOF MEASUREMENTS

L = SPAN	
H = HEIGHT	
S = SLOPE	

NOTES

- All details not to scale.
- To be used in conjunction with manufacturer's installation instructions.
- Design Ground Snow Load 25 PSF.
- See IRC for span tables.
- Blocking shall be properly secured per industry standards.
- Pre-drilling of structural members is required for lag bolts.
- Caulk all penetrations through the roof membrane.

PROJECT INFORMATION

Site Address _____ Size: kW _____ kW

Prepared by _____

Date _____

MODULE ATTACHMENT INFORMATION

- Mounting System Manufacturer _____
- Product Name and Model Number _____
- Total Dead Weight of PV Modules and Rails _____ lbs
- Total Number of Attachment Points _____
- Weight per Attachment Point (c ÷ d) _____ lbs
- Total Surface Area of PV Modules _____ ft²
- Distributed Weight of PV Module on Roof (c ÷ f) _____ lbs/ft²

Permit Fees
Effective July 1, 2019
Revised May 20, 2019

RESIDENTIAL ELECTRICAL FLAT	50.00+2% LEVY
RESIDENTIAL NEW HOUSE	.10/PER SQ. FT. +2% LEVY
RESIDENTIAL ADDITION	.10/PER SQ. FT. +2% LEVY
RESIDENTIAL ALTERATION/REMODEL	.10/PER SQ. FT. +2% LEVY
RESIDENTIAL DOUBLEWIDE HOME	.10/PER SQ. FT. +2% LEVY
RESIDENTIAL SINGLEWIDE HOME	30.00+2% LEVY
RESIDENTIAL DEMOLITION	50.00+2% LEVY
RESIDENTIAL STORAGE/UTILITY BUILDING	.10/PER SQ. FT. +2% LEVY
RESIDENTIAL GARAGE	.10/PER SQ. FT. +2% LEVY
RESIDENTIAL CARPORT	.10/PER SQ. FT. +2% LEVY
RESIDENTIAL MODULAR	.10/PER SQ. FT. +2% LEVY
RESIDENTIAL DUPLEX	.10/PER SQ. FT. +2% LEVY
RESIDENTIAL TOWNHOUSE	.10/PER SQ. FT. +2% LEVY
RESIDENTIAL FIREPLACE/CHIMNEY	50.00+2% LEVY
RESIDENTIAL DECKS	.10/PER SQ. FT. +2% LEVY
RESIDENTIAL SWIMMING POOL	20.00+2%LEVY
RESIDENTIAL CAMPERS	30.00+2% LEVY
RESIDENTIAL NEW SERVICE	50.00+2% LEVY
RESIDENTIAL RECONNECT	50.00+2% LEVY
RESIDENTIAL REPAIR SERVICE	50.00+2% LEVY
RESIDENTIAL GENERATOR	50.00+2% LEVY
RESIDENTIAL UPGRADE	50.00+2% LEVY
RESIDENTIAL MECHANICAL(HVAC)	50.00+2% LEVY
RESIDENTIAL GAS FURNACE	50.00+2% LEVY
RESIDENTIAL PLUMBING	50.00+2% LEVY
RESIDENTIAL MISCELLANEOUS FLAT	50.00+2% LEVY
COMMERCIAL BUILDING FLAT	75.00+2% LEVY
COMMERCIAL NEW BUILDING	.005+2% LEVY
COMMERCIAL ADDITION	.005+2% LEVY
COMMERCIAL ALTERATION/REMODEL	.005+2% LEVY
COMMERCIAL DEMOLITION	75.00+2% LEVY
COMMERCIAL ELECTRICAL FLAT	75.00+2% LEVY
COMMERCIAL HVAC	75.00+2% LEVY
COMMERCIAL GAS FURNANCE	75.00+2% LEVY
COMMERCIAL MISCELLANEOUS COST	.005+2% LEVY
COMMERCIAL MISCELLANEOUS FLAT	75.00+2% LEVY
COMMERCIAL GAS PIPING	75.00+2% LEVY
COMMERCIAL PLUMBING	75.00+2% LEVY
COMMERCIAL GENERATOR	.005+2% LEVY

COMMERCIAL FIRE ALARM	.005+2% LEVY
COMMERCIAL HOOD EXHAUST/SUPPRESSION	.005+2% LEVY
COMMERCIAL FIRE SPRINKLER	.005+2% LEVY
COMMERCIAL SIGN	20.00+2%LEVY
COUNTY	NO CHARGE
LAND DISTURBING PERMIT	100.00+2% LEVY
TANKS	20.00+2% LEVY